BERNAT® SUPER VALUE
BERNAT® BERELLA 4
BERNAT® SATIN
NATURAL ELEMENTS FAIR ISLE
(TO KNIT)

SIZES

To fit bust measurement
Extra-Small/Small
28-34 ins [71-86.5 cm]
Medium
36-38 ins [91.5-96.5 cm]
Large
40-42 ins [101.5-106.5 cm]
Extra-Large
44-46 ins [112-117 cm]
2/3 Extra-Large
48-54 ins [122-137 cm]
4/5 Extra-Large
56-62 ins [142-157.5 cm]

Finished bust
Extra-Small/Small
36¾ ins [93.5 cm]
Medium
41 ins [104 cm]
Large
45 ins [114.5 cm]
Extra-Large
49 ins [124.5 cm]
2/3 Extra-Large
57½ ins [146 cm]
4/5 Extra-Large
65¾ ins [167 cm]

GAUGE

17 sts and 24 rows = 4 ins [10 cm] with larger needles in stocking st.

MATERIALS

Bernat® Super Value
(197 g/7 oz/389 m/426 yds)
or **Bernat® Berella 4**
(100 g/3.5 oz/197 m/216 yds)
or **Bernat® Satin**
(100 g/3.5 oz/149 m/163 yds)

Sizes
XS/S (M-L-XL-2/3XL-4/5XL)
Main Color (MC) (Blue)
940 (1030-1130-1315-1410-1600) m
OR
1030 (1140-1235-1440-1545-1750) yds
Contrast A (White)
70 (75-80-85-87-90) m
OR
76 (82-87-93-95-98) yds
Contrast B (Brown)
70 (75-80-85-87-90) m
OR
76 (82-87-93-95-98) yds

Sizes 5 mm (U.S. 8) and 5.5 mm (U.S. 9) circular knitting needles 24 ins [60 cm] long. Sets of four 5 mm (U.S. 8) and 5.5 mm (U.S. 9) double-pointed needles **or size needed to obtain gauge.** 4 st holders.

ABBREVIATIONS

Beg = Beginning.
Cont = Continue(ity).
Dec = Decrease(ing).
Inc = Increase 1 stitch by knitting into front and back of next stitch.
K = Knit.
K2tog = Knit next 2 stitches together.
P = Purl.
Psso = Pass slipped stitch over.
Rem = Remaining.
Rep = Repeat.
Rnd(s) = Round(s).
RS = Right side.
Sl1 = Slip next stitch knitwise.
St(s) = Stitch(es).

INSTRUCTIONS

The instructions are written for smallest size. If changes are necessary for larger sizes the instructions will be written thus ( ). When only one number is given, it applies to all sizes. For ease in working, circle all numbers pertaining to your size.

BODY
Note: Body is worked in one piece to armholes.

With smaller circular needle and MC, cast on 156 (**172**-192-**208**-244-**280**) sts. Join in rnd, placing marker on first st.
1st rnd: (RS). *K2. P2. Rep from * to end of rnd.

Rep last row of (K2. P2) ribbing until work from beg measures 6 ins [15 cm], inc 0 (**2**-0-**0**-0-**0**) sts evenly across last rnd. 156 (**174**-192-**208**-244-**280**) sts.

Change to larger circular needle and knit in rnds until work from beg measures 14 (**14**-14½-**14½**-15-**15**) ins [35.5 (**35.5**-37-**37**-38-**38**) cm].

Next rnd: K82 (**92**-103-**111**-131-**149**). Slip last 8 (**10**-14-**14**-18-**18**) sts onto a st holder for right underarm. K70 (**77**-82-**90**-104-**122**). Break yarn leaving a 6 inch [15 cm] end for weaving in later. Slip last 4 (**5**-7-**7**-9-**9**) sts and first 4 (**5**-7-**7**-9-**9**) sts onto a st holder for left underarm. Leave rem sts on needle.

SLEEVES
With smaller double-pointed needles and MC, cast on 44 (**44**-48-**48**-52-**52**) sts.
Divide sts onto 3 needles and join in rnd, placing marker on first st.

Proceed in (K2. P2) ribbing as given for Body until work from beg measures 6 ins [15 cm], inc 2 sts evenly across last rnd. 46 (**46**-50-**50**-54-**54**) sts.

Change to larger double-pointed needles and proceed in stocking st, inc 1 st at beg and end of next and every following 14th (**10th**-10th-**8th**-6th-**4nd**) rnd to 50 (**56**-60-**66**-72-**84**) sts, then every 16th (**12th**-12th-**10th**-8th-**6th**) rnd to 56 (**60**-64-**68**-76-**86**) sts.

Cont even until work from beg measures 18½ (**19**-19-**18½**-18-**17½**) ins [47 (**48**-48-**47**-45.5-**44.5**) cm].

Next rnd: K52 (**55**-57-**61**-67-**77**). Slip last 4 (**5**-7-**7**-9-**9**) sts and first 4 (**5**-7-**7**-9-**9**) sts onto a st holder for underarm. Break yarn, leaving an end 15 ins [38 cm] long for grafting.

YOKE

1st rnd: (Joining rnd). With larger circular needle and MC, K48 (**50**-50-**54**-58-**68**) of left sleeve. Place marker on needle. K70 (**77**-82-**90**-104-**122**) sts of front. Place marker on needle. K48 (**50**-50-**54**-58-**68**) of right sleeve. Place marker on needle. K70 (**77**-82-**90**-104-**122**) of back. 236 (**254**-264-**288**-324-**380**) sts.
2nd rnd: (K2tog. Knit to 2 sts before marker. Sl1. K1. psso) 4 times.
3rd rnd: Knit.
Rep last 2 rnds 11 (**13**-14-**17**-17-**19**) times more. 140 (**142**-144-**144**-180-**220**) sts.

Next rnd: Knit, dec 0 (**2**-4-**4**-0-**0**) sts evenly around. 140 (**140**-140-**140**-180-**220**) sts.
Next rnd: Knit 1st row of Chart, reading row from **right** to left and noting that 10-st rep will be worked 14 (**14**-14-**14**-18-**22**) times.

Knit Chart to end of chart. 70 (**70**-70-**70**-90-**110**) sts.
Next rnd: Knit, dec 2 (**2**-2-**2**-10-**20**) sts evenly around. 68 (**68**-68-**68**-80-**90**) sts.

Sizes 2/3XL and 4/5XL only: Next rnd: Knit, dec (8-**18**) sts evenly around. 72 sts.

All sizes: Change to smaller circular needle and work 3 rnds in (K2. P2) ribbing as given for Body. Cast off in ribbing.

FINISHING

Graft underarms. Weave in ends.

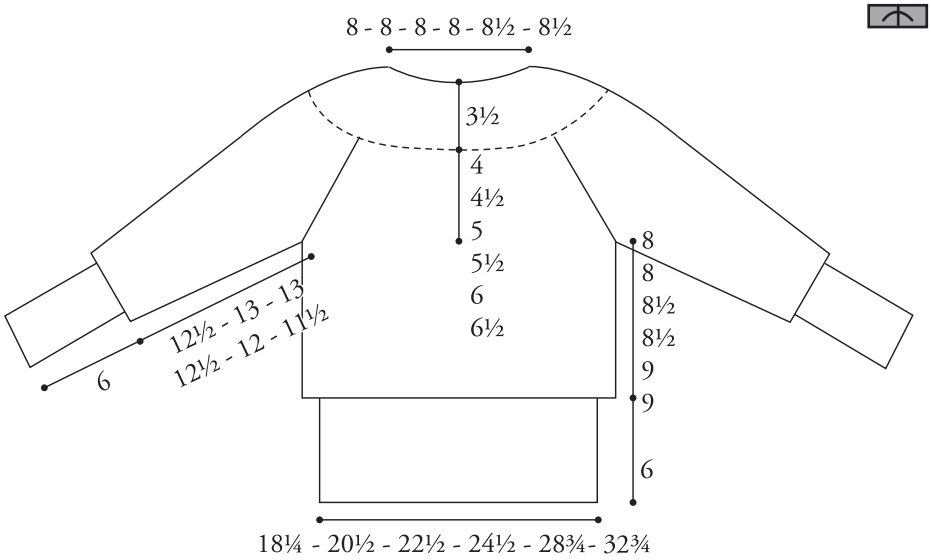

Grafting Diagrams

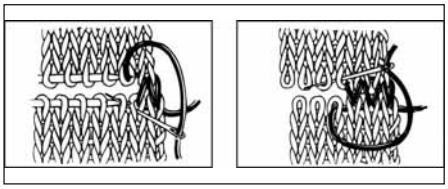

CHART

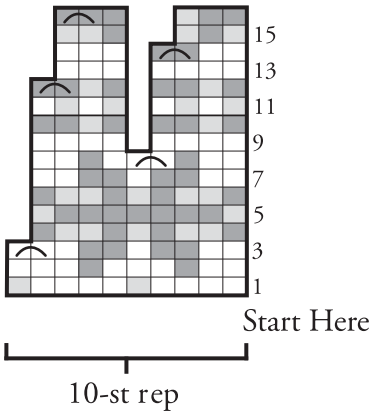

Key

= MC

= Contrast A

= Contrast B

= With A, K2tog

= With B, K2tog

ABBREVIATIONS
www.bernat.com/glossary

P.O. Box 40, Listowel ON N4W 3H3
"home style… life style… your style."